

Quick Guide

How to use the Autology personalised e-learning system



- Page 1. Logging into the AutologyWorld web search Page
2. An example of a basic AutologyWorld web search Page
3. The Document Toolbar - logging in and use

Minimum recommendations for best results:

- Multimedia computer with soundcard
- Intel Pentium 4 2.33GHz processor (or equivalent)
- 256MB of RAM
- 64MB of Video RAM
- 50MB Hard Disk space available - A broadband connection

- Windows XP recommended
 - Internet Explorer Version 7
 - *Adobe Acrobat Version 8.0
 - *Real Player or Quicktime for video clips
- *available for download at www.autology.org
Just click on **Autology Users** and then select **Essential Software**

Page 1. Logging into the AutologyWorld web search

Please follow these steps carefully:

1. Open your *web browser*.
(this is usually Internet Explorer or Mozilla Firefox)

Double Click



OR




2. Go to the Autologyworld website by typing the following in the address bar :

http://***.autologyworld.co.uk

(Where *** refers to your community URL)

3. Type in your Autology Username and Password:

A screenshot of a web browser login form. The form has a title bar that says "Please login below to continue:" with a close button (X) on the right. Below the title bar, there are two input fields: "Username:" and "Password:". The "Password:" field has a red dashed line indicating it is a password field. At the bottom of the form, there is a "Login" button.

You are now logged into your personal learning space
Congratulations!

The rest of this guide takes you through how to use autology to pull and push information to get you the results you need.

You can also find this information in Flash presentations on our web site at www.autology.org and click on the "Demonstrations" link.

Autology is
Personalised Learning
it brings information
that is important,
and relevant to YOU. For
this to happen you need
to log into the
autologyworld
Web site.

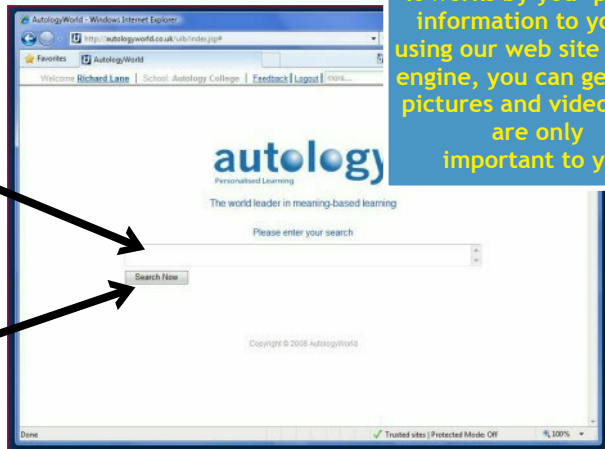
Page 2. An example of a basic AutologyWorld web search

1. You will see the following page in your web browser :

This is 'Pull Technology'
It works by you 'pulling' information to you by using our web site search engine, you can get text, pictures and videos that are only important to you.

2. Click in the Search box and start typing the information that you are looking for.

When you Press 'Enter' OR click on the 'Search Now' button autology will start your search.

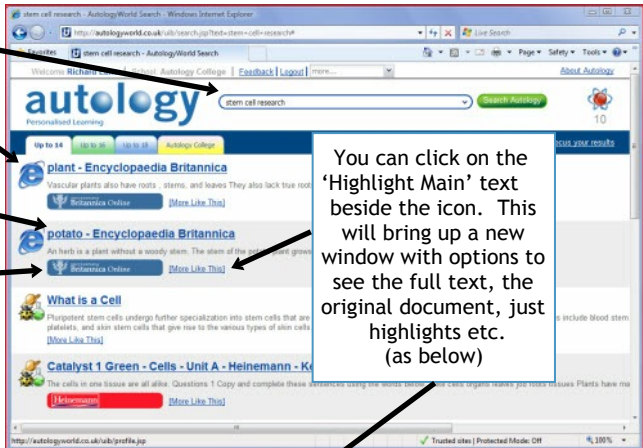


3. Already Autology has been concept matching the information you entered and you will see the following screen :

Your search text

The results

Click on the title or the graphic icon to go to the result page.



Click here to look at just the text from the link.



Click here to turn the highlight on which will mark the sections that relate to your search in red.

Click here to look at the original web or text book page.

Click here to close the window to go back to your search.